



# **GRANT WRITING FOR DUMMIES**

# WHAT DO WE HOPE TO ACCOMPLISH TODAY!

Discuss ways to get grant ideas.

Discuss the types of grants available.

Discuss some facts and helpful hints about the grant writing process.

Discuss each step of the grant writing process.

Review grants that have been successful and unsuccessful.

Discuss the Education Foundation Website.

AND . . . . .



# HOW DO I GET AN IDEA FOR A GRANT?

Biggest dilemma in the grant writing process.

Think of what you want that will improve teaching and learning in your classroom.

Go on website: [www.mansfieldisd.foundation.org](http://www.mansfieldisd.foundation.org).

Look under Teacher Resources – listing of grant winners.

Building on Success Grants – good place to start!

Idea needs to be new and innovative.

Work as a team – someone else may have the idea, but get on the team to start understanding the writing process.

Browse educational catalogs.

Pinterest

Social Media

# BREAKOUT SESSION

Discuss grant ideas with your group.  
Share with your group the grants you have gotten funded.  
Share with your group the grants you have written that have not gotten funded.



# TYPES OF GRANTS AVAILABLE

Innovative Teaching Grant – individual teachers with one class of students can apply for up to \$1000

Innovative Teaching Grant – Departments, grade levels, librarians, technologists and coordinators can apply for up to \$5000

“Think Big Grant” – Up to \$10,000, any subject area, grant awarded in the fall and spring, same deadline and questions as the Innovative Teaching Grant

# TYPES OF GRANTS AVAILABLE

PTA Grant – up to \$10,000, any subject area, grant awarded once a year, grant must include grouping of like campuses (example – all 3<sup>rd</sup> grade teachers district wide, all reading specialists, all elementary music teachers)

Building on Success Grant – if you want to repeat or continue a grant that has been done by you or someone else at your campus, if you want to repeat a grant that was implemented at another campus

## TYPES OF GRANTS AVAILABLE

Mini- Grant - \$250.00, beginning of the year, all teachers, and new teachers to the district, something specific for your classroom, grant writing process smaller.

Mini-Grant deadline is August 27th, go live from September 3 – October 1, 2018

# TYPES OF SPECIAL GRANTS AVAILABLE

Mouser Electronics - \$17,000 - Engineering or technology – High School or STEM Academy only

**Topics:** Open source hardware, Amplifiers and audio projects, electronic circuits, motors, Power and Power management, Touch Display, Programming with C, Sensor Technology, LEDs

Ramtech Building Systems – Science

Methodist Mansfield Medical Center - \$5000 – Health Related

Medical City Arlington - \$5000 – Health Related

Meredith Hatch Memorial Grant - \$5,000 spring 2019 Elementary physical fitness

Lanter Fine Arts Grant - \$4,000 (music preference)

Please continue to check the foundation website for updates on designated grant money



# BREAKOUT SESSION

Discuss with your group which grants would be beneficial for your students.

Discuss with your group types of grants that you may have had funded.



# GRANT WRITING FACTS

1<sup>st</sup> round of grants are due October 8, 2018 by 4:30 p.m.

2<sup>nd</sup> round of grants are due January 28, 2019 by 4:30 p.m.

More grants are submitted in the fall than the spring.

All technology grants must be approved by Gail Marlin prior to the submission date to the foundation.

Grant application must be completed online.

Evaluation must be completed online after implementation. If not completed you will not be eligible to submit another grant.

# GRANT WRITING FACTS CONTINUED

If your grant is special education, ESL based, or you want to plant anything on the school grounds, you must have approval from that department.

Grants awarded in the fall must be implemented in the spring.

Grants awarded in the spring must be implemented the following semester. (Spending money before school is out).

# GRANT WRITING FACTS CONTINUED

If you do not spend all of your money, it will be returned to the Foundation. (May for fall grants, December for spring grants)

The application must be signed by your principal.

The Foundation will not buy textbooks or food.

Teacher will be asked to present a short presentation at a foundation board meeting during the school year.

## GRANT WRITING FACTS CONTINUED

A campus can submit more than one grant.

A campus can receive more than one grant.

Individual teachers can receive more than one grant.

Teachers that move from one campus to another cannot take their grants with them unless they have permission of the Principal.

# GRANT WRITING HELPFUL HINTS

Write grants for smaller amounts.

Look for alternative funding – your principal, PTA, etc.

Play up the long term benefits.


Have someone read your grant that is not in education.

**KEEP IT SIMPLE!** – Create a picture for the reader.

Talk to teachers that have received grants.



# GRANT PRIORITIES

1. Connect to Vision 2020
  2. The 4 Cs
  3. Innovative technology integrated into the curriculum
  4. Special donor grants
  5. Wildcards
- 

# CONNECT TO VISION 2020

**We will prioritize grants which clearly further the goals outlined in Vision 2020**

1. Students will read on level or higher by the beginning of third grade and will remain on level or higher as an MISD Student.
2. Students will demonstrate mastery of Algebra 1 by the end of ninth grade.
3. Students will participate in an extra or co-curricular activity.
4. Students will graduate with 24+ college hours and/or an industry certification or certificate.



# THE 4 Cs

**We will prioritize grants which incorporate at least one, if not more than one, of the following:**

1. Critical Thinking
  2. Collaboration
  3. Communication
  4. Creativity
- 

# TECHNOLOGY DRIVEN

Integrating technology into the curriculum with **INNOVATIVE** projects and programs

Example: Social Studies grant incorporating virtual reality headsets – students can experience 360 cities around the world

Example: Asa Low – multi-media science books

Example: T-shirt called Virtuali-TEE, students will be able to view how all the systems in the human body function and interact with each other

Technology grants must have a curriculum based program/project connected to it.

Robotics grants **must be innovative**.

We encourage teachers to apply for grants where materials are shared among multiple campuses.

**Example: Breakout boxes, Osmo**

# WILDCARDS


**Highly innovative but not directly linked  
to  
Vision 2020, 4Cs, etc.**

Examples: Special Needs, Music, Art



# CRITERIA TO SCORE GRANTS

A,B,C,D	Aligns with Vision 2020
A,B,C,D	Critical thinking, collaboration, communication, creativity
A,B,C,D	Innovative
A,B,C,D	Technology integrated
A,B,C,D	Highly innovative but not directly aligned to Vision 2020



# STEPS TO WRITING A SUCCESSFUL GRANT

Please look at the blank copy of the grant in your folder for Reference

Basics – click on the applicable grant, Name of Lead teacher/teachers, school(s), Grade(s), Subject(s)

Basics – Project Title – Fun and Catchy!

Basics – Amount of funds requested

Additional teachers on the grant – Add to signature page

# STEPS TO WRITING A SUCCESSFUL GRANT - PURPOSE

What do you want to buy and how will this benefit the education of our students – look at copy of successful grant

What do you want to buy? – be specific

What will this project do for your students?

Keep your purpose simple and precise for the readers!



# STEPS TO WRITING A SUCCESSFUL GRANT - RATIONALE

What is the importance and relevance to campus/district objectives?

List specific research and information that stress the relevance and importance of the materials.

List the specific TEKS that the grant would reinforce.





# STEPS TO WRITING A SUCCESSFUL GRANT - OBJECTIVES

What do you want to achieve?

Restate what you want to purchase again and how these materials will help to meet the campus/district objectives.



## STEPS TO WRITING A SUCCESSFUL GRANT – INSTRUCTIONAL PROCEDURES


Methods or activities that will be utilized.

List specific activities that the students or teachers will engage in.

Keep it short and simple.



# STEPS to WRITING a SUCCESSFUL GRANT – VISION 2020

- Explain how your grant relates to Vision 2020
  - Apply one or more of the guiding statements
- 

# STEPS TO WRITING A SUCCESSFUL GRANT – NUMBER OF STUDENTS IMPACTED

The more students impacted by the grant the better!



# STEPS TO WRITING A SUCCESSFUL GRANT – EVALUATION PROCEDURES

How do you know that the grant is truly impacting your students in a positive way?

What criteria will you use to measure success?

List ways grant will be evaluated for success.



# STEPS TO WRITING A SUCCESSFUL GRANT – SCHOOL- COMMUNITY PARTNERS

Work to get others involved in the grant –  
volunteering or helping to defer some of the  
cost.

# STEPS TO WRITING A SUCCESSFUL GRANT – TECHNOLOGY/SPECIAL EDUCATION/ESL

Make sure if your grant involves one of those specific areas, you get the approval of that department.

Start early – don't wait to the last minute to get approval.

# STEPS TO WRITING A SUCCESSFUL GRANT – OTHER FUNDING/DATE OF IMPLEMENTATION

See if Principal will help defer some of the cost.

See if PTA will pay for shipping and handling.

Date of implementation – following semester



# STEPS TO WRITING A SUCCESSFUL GRANT - PROMOTING THE FOUNDATION

Provide ideas and ways to promote the foundation to your community – website, letter, marquee recognition, and recognition in the yearbook.

Staff Appeal!



# STEPS TO WRITING A SUCCESSFUL GRANT – BUDGET CODES AND VENDORS

Need a separate budget sheet for each vendor.

Talk with your school secretary about getting budget codes for whatever you want to purchase.

Approved vendors!

Start early!



# BREAKOUT SESSION

Grant Reviews – Answer the following questions with your team.

1. What are 3 things that helped grant get awarded?
2. What are 3 things that the submitted but not awarded grant did that could be improved upon?

# MISD FOUNDATION WEBSITE

[www.mansfieldisdoundation.org](http://www.mansfieldisdoundation.org)

Teacher Tab – resources needed to complete a grant

Deadlines for 2018-2019

Mini-grant application

Grant summaries – Grant Archives

Grant Evaluation form – **Must be completed by the following semester of award. You will not be eligible to submit future grants unless evaluation is submitted.**

Online grant application

Grant Guidelines

# QUESTIONS & ANSWERS

Thank you for coming today!

Good Luck!

